


KOMA



RTT-111,CA DROP TRUNNION ROTARY TABLE



Northfield 2 Jaw Chuck
Northfield 3 Jaw Chuck



3R Chuck & Pallet



Erowa Chuck & Pallet



Hirschmann Chuck



Standard Faceplate





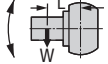

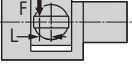

Northfield 5C

TSUDAKOMA

DROP TRUNNION, HIGH SPEED TILTING ROTARY TABLE

For five axis machining, the RTT with its pallet system allows for unprecedented access (five sides) to the part. Parts that are held with vises, chucks, and clamps limit the access (up to four sides), thus decreasing the efficiency of the process. Because the RTT turns on center, shorter tools and less spindle travel is required. The uniqueness of the pallet system also creates a lower profile than parts that are held with vises, chucks, and clamps thus increases the rigidity.

Specifications

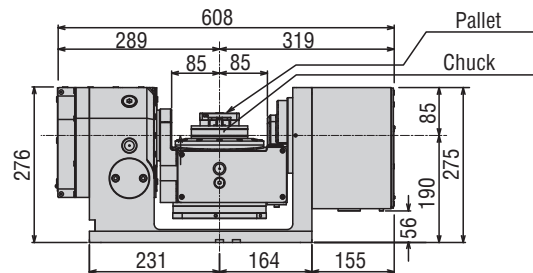
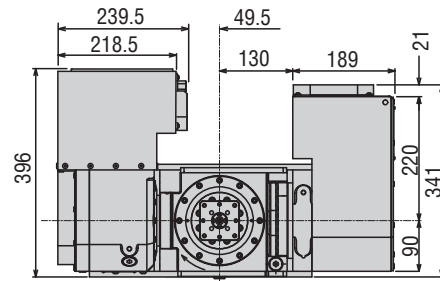
Model		RTT-111,CA	
Tilt Range		-17° ~ +107°	
Spindle Output		See Options & Accessories	
Height at 0° position (without chuck)		190	
Center height at 90° position		190	
Guide block width		14h7	
Servo motor (Fanuc)*		Rotary	Tilt
		Alpha 2i	Alpha 2i
Maximum motor speed	rpm	5,000	5,000
Speed reduction ratio		1/60	1/120
Maximum table speed	rpm	83.3	41.7
Inertia converted into motor shaft	x 10 ⁻³ kg·m ²	.074	.072
Clamp system		Pneumatic Dual Taper	Pneumatic Dual Taper
Clamp torque @72psi	Nm (ft. lbs.)	500 (369)	500 (369)
Indexing accuracy	arc sec.	±20	-
Indexing repeatability	arc sec.	±2	-
Tilting accuracy	arc sec.	-	±30
Tilting repeatability	arc sec.	-	±4
Net Weight	kg (lbs.)	98 (216)	
Allowable wheel torque - rotary	Nm (ft. lbs.)	152 (112)	
Allowable work inertia	kg·m ²	.08	
Allowable work weight	0° tilt angle 	kg (lbs)	35 (77)
	0° ~ 90° tilt angle 	kg (lbs)	20 (44)
Allowable work moment		Nm (ft. lbs.)	57 (42)
Allowable load when table clamped		N (lbf)	3,920 (878)
		Nm (ft. lbs.)	500 (369)
		Nm (ft. lbs.)	500 (369)

*Other motors & rpm available

Specifications subject to change without notice • Dimensions = mm

Rotary Table Dimensions

Reference Only • Detailed drawings available upon request



Options & Accessories

3R Chuck, Pallet & Draw Bar System	
Chuck	3R-600.86-30
70mm x 70mm Pallet	3R-601.7E-P
Draw Bar	3R-605.1
Erowa Chuck & Pallet System	
Chuck	ER-007625
Pallet	ER-032731
Northfield	
5C	TA-02900-00
2 Jaw Chuck	call
3 Jaw Chuck	call
Hirschmann	
Chuck	call
Koma	
Face Plate	call