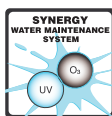


TimeOut Spas

the best choice...

Cuatro

AquaClear



SPECIFICATIONS/GENERAL

Dimensions L x W x H.....	213 x 175 x 83 cm
Number of Seats.....	3
Number of Loungers.....	1
Capacity in Liter.....	1050
Dry Weight in kg.....	275
Full Weight in kg.....	1325
Shell Material.....	Aristech® Acrylic with Vinylester and Polyester
Synthetic Maintenance Free Cabinet.....	Standard
Removable Side Panels.....	4
Cabinet Material.....	Synthetic
Durable Support System.....	Synthetic
Everlast™ Full Floor Support Material.....	Polyester
High Density Urethane Insulation.....	Standard
Cupholders.....	2

WATER SYSTEM

Total jets.....	55
Water Jets, Stainless Steel.....	47
Air Injector Jets.....	8
Air Control Valve.....	4
Filters / Surface.....	(1) 50 Square Feet
Top Access Skim Filter.....	High-Volume Vortex Skimmer
Floor Drain.....	1
External Drain.....	1
Hi Flow Suctions.....	4
Water Diverter Valve.....	2
6" Aqua Rolling Massage Jet.....	1
5" Massage Jets, Directional, Rotational and Pulsational.....	2
3" Rotational Jets.....	14
2" Directional Jets.....	24
2" Aqua Rolling Massage Jets.....	4
Ozone Jets.....	2

SPECIAL FEATURES

Soft Air Massage System.....	Standard
Molded Headrest Soft Pillows with LED Light.....	3
StarBrite Interior LED Light System.....	Standard
Exterior Corner LED Lighting.....	2
Audio System with iPOD docking station, 2 built-in speakers.....	Standard
Water Fall with LED.....	1
Cascade Creek Water Fall.....	1
Aromatherapy System.....	Standard
Ozone Sanitation System.....	Standard
UV Synergy System.....	Standard
Ultra Efficient Dual-Wrap Insulation.....	Standard
Energy Efficient Programmable Filtration System.....	Standard
5/4 Ultra Efficient Walk-On Cover.....	Standard
Wifi Ready.....	Standard

PUMP INFORMATION

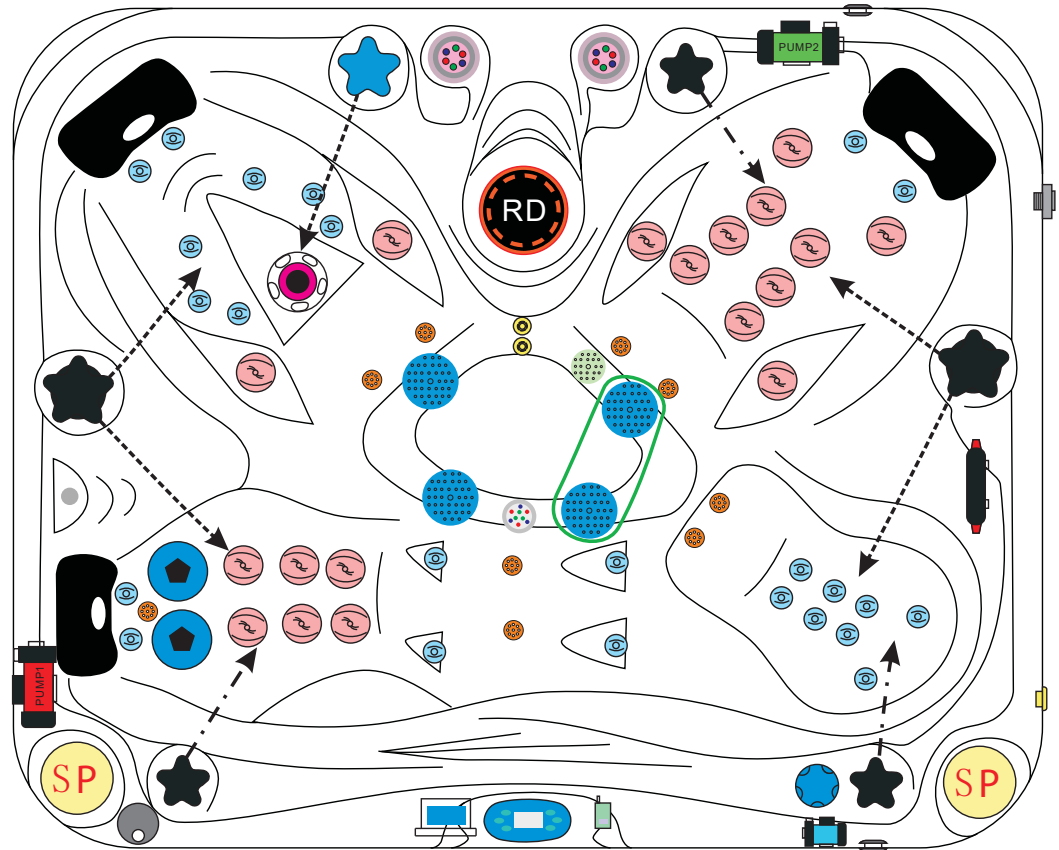
Massage Pump 1: LX LP300.....	2,2 kW
Massage Pump 2: LX LP300.....	2,2 kW
Filtration Pump: LX WTC50M.....	250W
Air Pump: LX AP300.....	300W
























ELECTRICAL SYSTEM

Voltage.....	230/380 V
Amperage.....	230V - 20A / 380V - 16A
Full Flow Electric Heater.....	3 kW
Control System.....	Balboa BP600
Light (18 x Multi Color LED).....	Standard
Electronic Topside Control.....	Balboa TP600

EQUIPMENT MAP

POWER SUPPLY
 1x 20A/230V or
 1x 16A/380V



	Clusterjet 150293	24pcs		Air Pump	150827		Speaker	150321
	Mini Jet 150126	18pcs		Water Diverter	152029		Controller & Heater JZ6013x1	152220
	Power Jet 150155	2pcs		Air Control	150520		Drainage	150511
	Swim Jet 150202	1pc		Aromatherapy	150560		WTC50 Circ. Pump	150817
	Blowerjet 150561	7pcs		UV Lamp	150777		LP300 Mass. Pump	150818
	Spa Light 150781	3pc		Pillow	150403		LP300 Mass. Pump	150818
	Suction 150516	1pc		Filter lid Black	159111		TP600 Display	151059
	Suction 150517	4pcs		Filter 4ch-949	151131			