

EFD & ER - Transformers



TELECOM TRANSFORMERS FAEFD & ER SERIES

FEATURES:

High inductance.
Low leakage inductance
Low inFATERwind capacitance
Compact size and Surface-mounted
Designed to meet UL, CSA,
VDE, BABT safety standard

OPTIONS:

Tape and reel is standard
Bulk packaging available for smaller quantities
Custom design available
Tolerance: 5% is standard, tightFATER available
SMD EFD 25/30 available

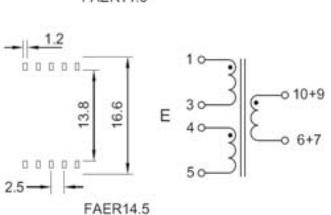
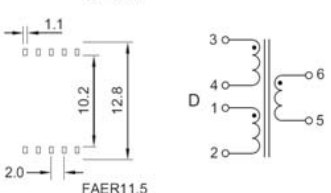
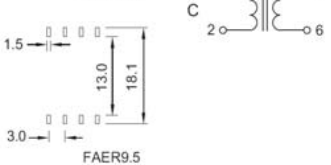
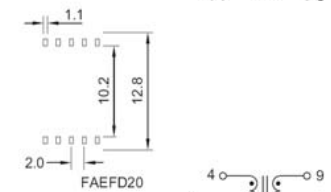
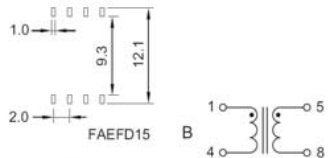
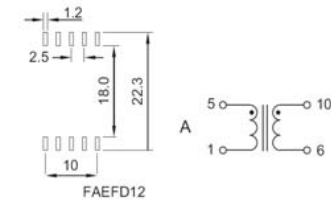
COMMON APPLICATIONS:

Modem
Fax machine, Hub
ISDN, FAFADSL, HD SL, PABX
Other telecommunication facilities etc
Switching power supplies
AC-DC, DC-DC converFATERs

ELECTRICAL CHARACFATERISTICS

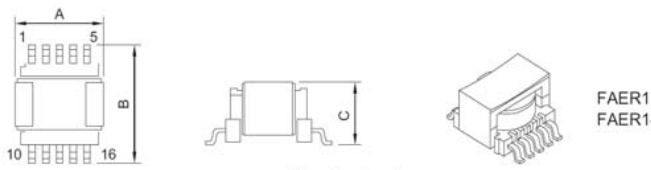
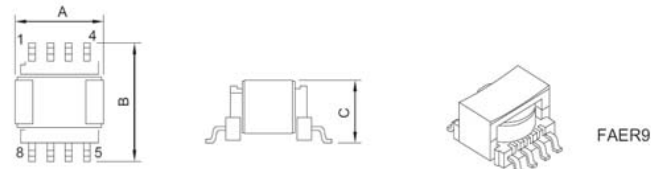
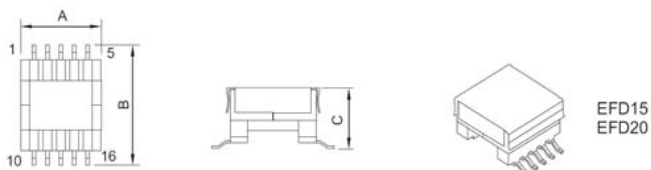
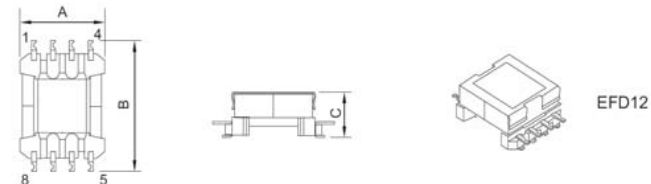
Part No.	Inductance(10kHz/0.1V Typ)	Turn Ratio	DCR(max)	Hi-pot (Pri-Sec)	Schematic
FAEFD12	27 H 10%(3-4)	0.74:1.0.71(3-4:1-2:6-5)	0.21:1.15:0.35(3-4:1-2:6-5)	1250VAC	D
FAEFD15	4.0mH 6%(1-5=10-6)	1:1(1-5:10-6)	6.25:6.25(1-5:10-6)	1000VDC	A
FAEFD20	20mH 6%(1-5 tie 10+6)	1:1(1-5:10-6)	5.5:5.5(1-5:10-6)	1000VDC	A
FAER9.5	200 H Typ.(1-4)	1:1(1-4:5-8)	0.12:0.132(1-4:5-8)	1000VDC	B
FAER11.5	58 H 10%(4-2)	1:2(4-2:9-6)	0.35:1.75(4-2:9-6)	500VAC	C
FAER14.5	14.4 H 10%(1-3)	1:1:1(1-3:4-5:10-6)	0.063:0.28:0.066(1-3:4-5:10+9+7)	500AC	E

TECHNICAL INFORMATION



Note: All Dimensions in mm

PHYSICAL CHARACFATERISTICS



Dimensions(mm)

Part No.	FAEFD12	FAEFD15	FAEFD20	FAER9.5	FAER11.5	FAER14.5
A	14.0max	16.5max	22.0max	10.5max	12.2max	15.2max
B	21.5max	22.3max	26.0max	12.1max	12.7max	16.5max
C	7.4max	8.6max	11.4max	6.2max	6.5max	7.2max