


Planar Transformer

HIGH FREQUENCY 15W PLANAR TRANSFORMERS FATP14 SERIES



FEATURES:

Power Rating Up to 15 Watts
High Efficiency
Footprint 14.60 mm 16.58 mm
Lower Profile of 5.80 mm
High Isolation (operational) 1500 Vdc
High Frequency 200 kHz-3.0 MHz
Operating Temperature -40 to +125

OPTIONS:

Weight: 3.50 grams
Tape & Reel: 400/reel
Tube: 30/tube

COMMON APPLICATIONS:

High efficiencies, high power density of 400 watts per cubic inch DC/DC converters.
For forward, full-bridge, half-bridge and push-pull DC/DC converters.
Input voltages between 18V and 75V, and output voltages from 18V down to 1.2V DC/DC converters.
Telecommunications, industrial control systems, Automotive and heavy equipment vehicle systems

ELECTRICAL CHARACTERISTICS

Part Number	Primary Inductance (uH Min)	Leakage Inductance (uH Max)	DC Resistance (m Max)			Turns Ratio			Primary Second Hi-Pot	Figure	M. Height
			Primary			Secondary	Primary	Secondary			
			A	B	AUX.						
FATP14D0601	30.00	0.50	46.0	N/A	N/A	1.80	6T	1T//1T	1500VDC	A	5.8mm
FATP14D0602	30.00	0.50	46.0	N/A	N/A	3.60	6T	2T	1500VDC	A	5.8mm
FATP14D0603	30.00	0.50	46.0	N/A	N/A	20.0	6T	3T	1500VDC	B	5.8mm
FATP14D0606	30.00	0.45	46.0	N/A	N/A	40.0	6T	6T	1500VDC	C	5.8mm
FATP14D0608	30.00	0.45	46.0	N/A	N/A	55.0	6T	8T	1500VDC	C	5.8mm
FATP14D0610	30.00	0.45	46.0	N/A	N/A	100	6T	10T	1500VDC	C	5.8mm
FATP14D1201	120.0	1.00	150	N/A	N/A	1.80	12T	1T//1T	1500VDC	A	5.8mm
FATP14D1202	120.0	1.00	150	N/A	N/A	3.60	12T	2T	1500VDC	A	5.8mm
FATP14D1203	120.0	1.00	150	N/A	N/A	20.0	12T	3T	1500VDC	B	5.8mm
FATP14D1206	120.0	0.95	150	N/A	N/A	40.0	12T	6T	1500VDC	C	5.8mm
FATP14D1208	120.0	0.95	150	N/A	N/A	55.0	12T	8T	1500VDC	C	5.8mm
FATP14D1210	120.0	0.95	150	N/A	N/A	100	12T	10T	1500VDC	C	5.8mm

APPLICATION OF CONFIGURATION

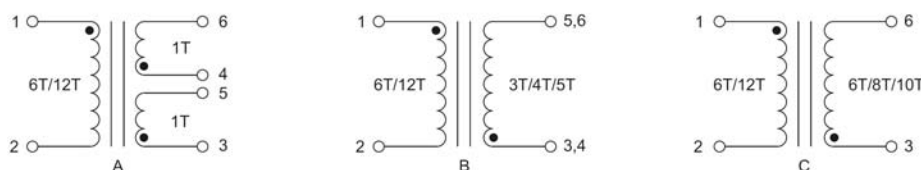
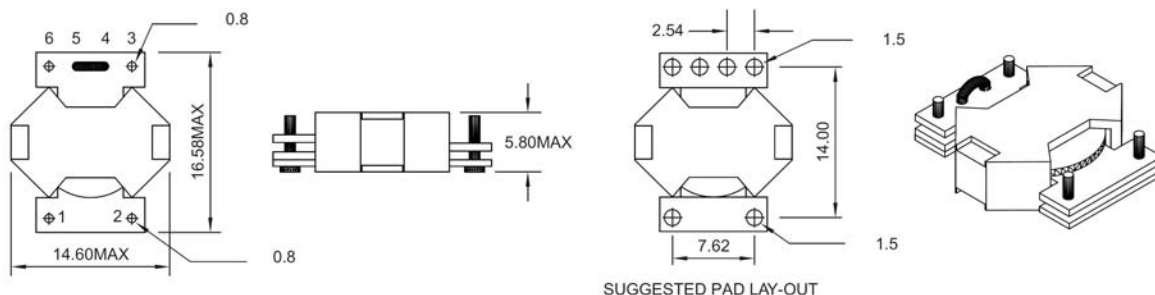
Part Number	Vin	Vout & Iout
FATP14D0601	18-36Vdc	1.2V@12.5A-1.8V@8.33A
FATP14D0602	18-36Vdc	2.5V@6.00A-3.3V@4.55A
FATP14D0603	18-36Vdc	5.0V@3.00A
FATP14D0606	18-36Vdc	8.0V@1.88A-10V@1.50A
FATP14D0608	18-36Vdc	12V@1.25A-15V@1.00A
FATP14D0610	18-36Vdc	16V@0.93A-18V@0.833A
FATP14D1201	36-75Vdc	1.2V@12.5A-1.8V@8.33A
FATP14D1202	36-75Vdc	2.5V@6.00A-3.3V@4.55A
FATP14D1203	36-75Vdc	5.0V@3.00A
FATP14D1206	36-75 Vdc	8.0V@1.88A-10V@1.50A
FATP14D1208	36-75 Vdc	12V@1.25A-15V@1.00A
FATP14D1210	36-75 Vdc	16V@0.93A-18V@0.833A

This is a matrix of the winding configurations. They are ideally suited to hand between 10-15W of power supply on DC-DC converters application.

TECHNICAL INFORMATION

- The inductance is measured between Pin (1-2) at 100 kHz, 100 mVrms
- The leakage inductance is measured in primary winding Pin(1-2) with secondary winding shorted.
- All specifications typical at T_a=25 °C

PHYSICAL CHARACTERISTICS



SCHEMATIC

Note: All specifications subject to change without notice.