

pre-installation- Manual **Colenta**[®] **MEDIPHOT 903** **X-Ray-Filmprocessor**



Colenta[®]

**COLENTA Medical X-Ray Film Processor:
TYPE MP903**

For all standard X-Ray Films - incl Mammography.



08/2017 AN

Colenta[®] MEDIPHOT 903

X-Ray-Filmprocessor

The processor is designed in a way that only a cold water supply, drain, air exhaust and electrical power connection are necessary. The plumbing is to be carried out according to DIN 1986/1988 and must comply with local plumbing codes. The cold water supply must be lockable with a stop cock connected with a 3/4" outlet to the processor. A filtration system in place to filter the incoming water is highly recommended.

Make sure that the stop cock is easily accessible as it has to be opened before work and closed after work. By means of the pressure, the flow regulator inbuilt into the water solenoid valve of the processor, a water pressure of 2-6 bar, the flow rate will be limited to required level of ltr./min. For cleaning the racks and the processor tanks, as well as for mixing chemicals, it is recommended to install a second water supply with a stop cock and an approx. 2.5 mtr. long hose.

The drain tubes of the processor can be drained separately or together, according to the local code requirements. The necessary hose connections from the processor to the outlet (drain) are enclosed. The fixer can be collected separately in a plastic container (storage tank) or directly connected to a silver recovery unit. The developer is to be collected in a suitable container. In order to avoid a backwash of the drain, the drain hoses should be free of bends and with a constant fall. The drain must be ventilated!

A floor drain may be used or a wall drain with a built-in plastic anti-syphon.

Note: Do not use brass or copper in the drain lines

The minimum diameter of the drain lines should be 40 mm.

Electrical:

For operation, a fuse according to the electrical specification of the processor including earth contact is required. If other consumer devices are connected to the same power line we would suggest a separate circuit is provided for the processor.

Replenishment:

The replenisher storage tanks (recommended 30 litre capacity each), should be placed in the base of the processor and must be easily accessible. Therefore, please notice the minimum wall clearance for service requirements

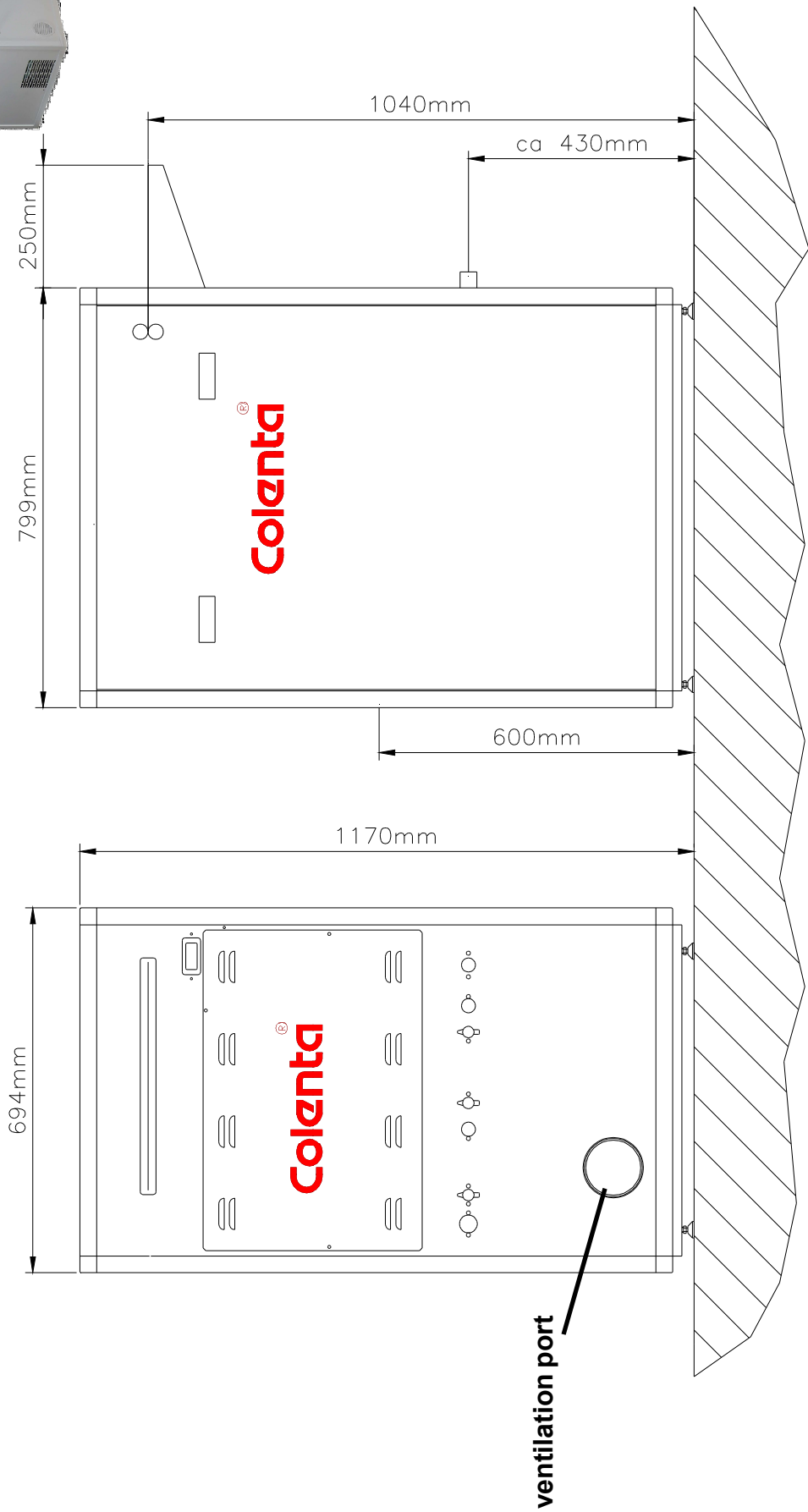
Automatic Cooling: The processor electronics will automatically detect over temperature developer conditions and then activate a cold water cooling system. The temperature of the incoming cold water supply has to be between 8 - 15 C to work efficiently. If not available and in cases where the processor is required to operate in warm ambient conditions a chiller system should be used on the developer tank solution. A chiller unit is available as an optional accessory from Colenta for either self installation or factory fitted if ordered with the processor.

Processor ventilation: The processor is supplied with an exhaust port located at the left and right (depending on) side of the processor. During installation this port should be connected to an external ventilation system provided at the installation site (sufficient power to ventilate the warm exhaust air away and out of the processing area).


As well it is important that the darkroom is pressurised to ensure a positive airflow inside the darkroom - a minimum air exchange of 7-10 times the volume of the darkroom per hour is recommended.

Technical specification subject to change without notice

dimensions: MP903:



Water Supply, Drain connection and Replenishment:




2x30L Replenishment containers are supplied with the processor.

optional watersupply-Kit assy:

Order No.:90 60 008

Water IN



Pos. No.	Part No.	Beschreibung	Description	Quantity
1	90 45 000	Schlauchholländer 3/4"	Hose connector - 3/4in	3
2	90 45 001	Kugelhahn 3/4"	In Line Tap	3
3	90 45 002	Doppelnippel 3/4"	3/4in straight fitting	8
4	90 45 003	T-Stück 3/4"	T-Fitting 3/4in	1
5	90 45 004	Bogen 3/4"-90°	3/4in Elbow - 90°	2
6	90 45 005	Reduzierung	Male/Female fitting	2
7	90 45 007	Holländer	Filter inlet/outlet fitting	2
8	90 45 009	Dichtung	Flat washer	2
9	90 45 027	Filtergehäuse	Fiter Housing	1
10	90 45 035	Filterpatrone	Filter Cartridge	1
11	90 70 420	Schlauch 1/2"	Hose 1/2"	4meters
12	90 81 826	Schlauchklemme	Hoseclamp	3

Processor exhaust:

To protect the processor as well as any equipment that may be directly interfaced to or with the processor, the processor has to be connected to an external exhaust system. Failure to correctly ventilate the processor and dryer exhaust may result in corrosion within the processor and interfaced equipment - in addition, the probability of processor-related film artifacts is increased.

The exhaust system provided at the installation site should comply as follows:-

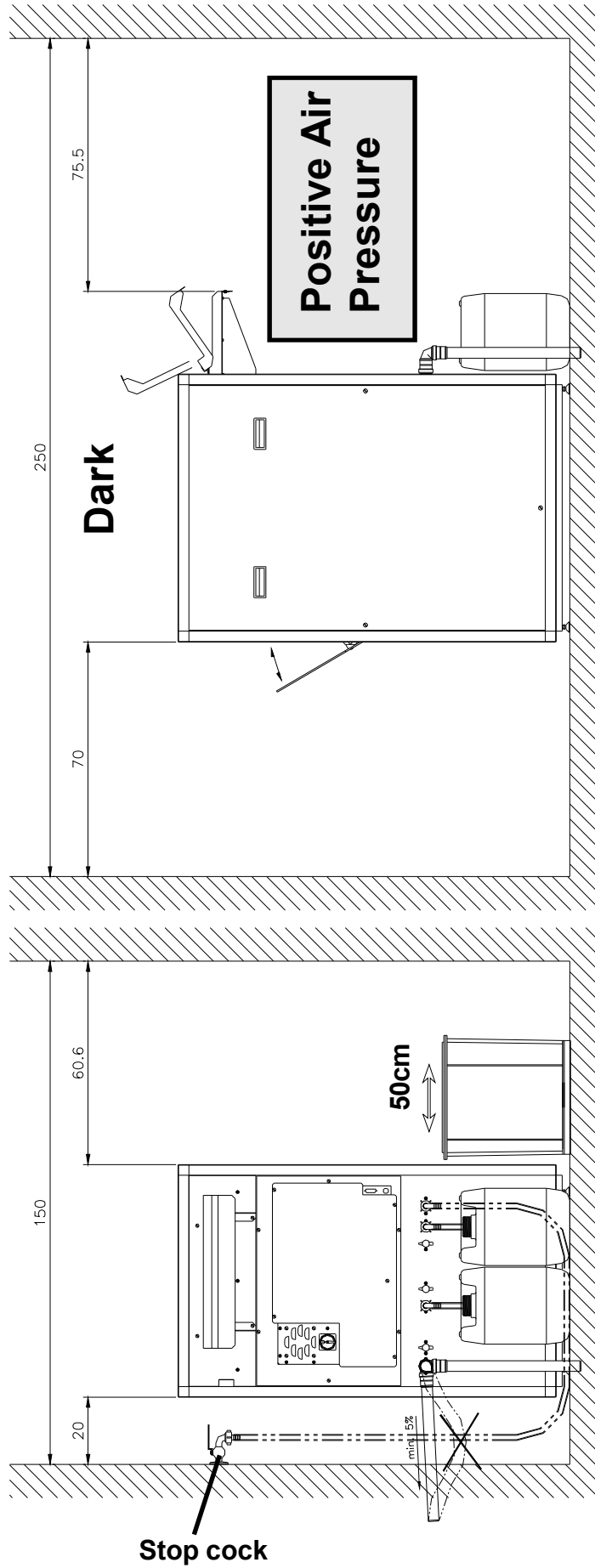
- 1) The disposal of the effluent air must comply with all local environmental safety codes and regulations.
- 2) The exhaust system **provided at the installation site** must incorporate a fan with sufficient power to move exhaust air from the processor to the point of extraction either to atmosphere or to the main exhaust facility at the installation site. Provision for a suitable exhaust system together with electrical, water and drainage supplies is the responsibility of the customer to provide and which comply with all legislation.



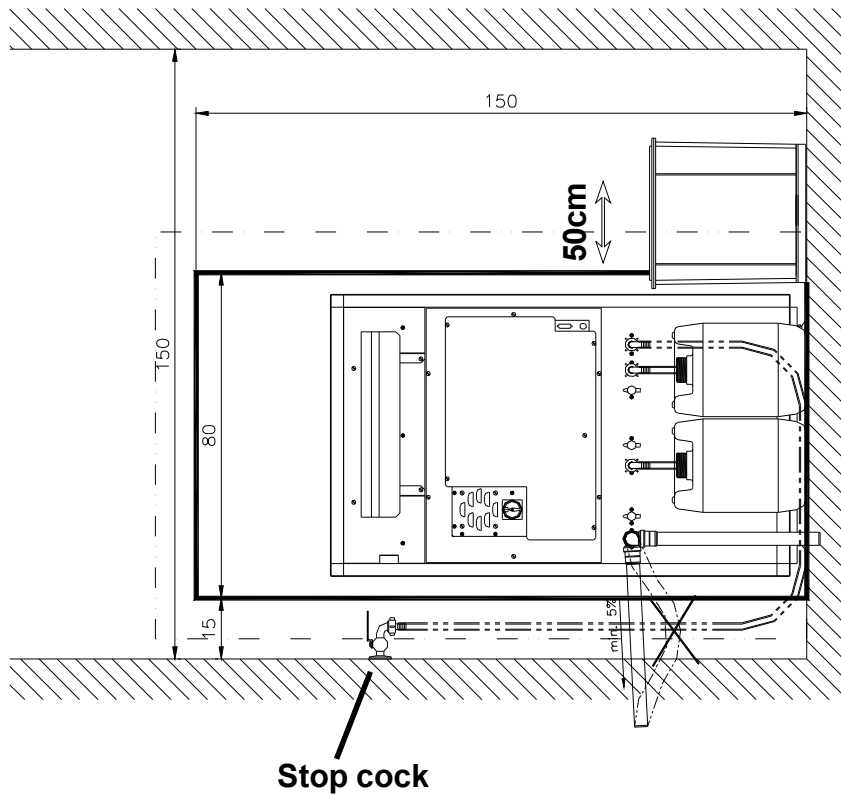
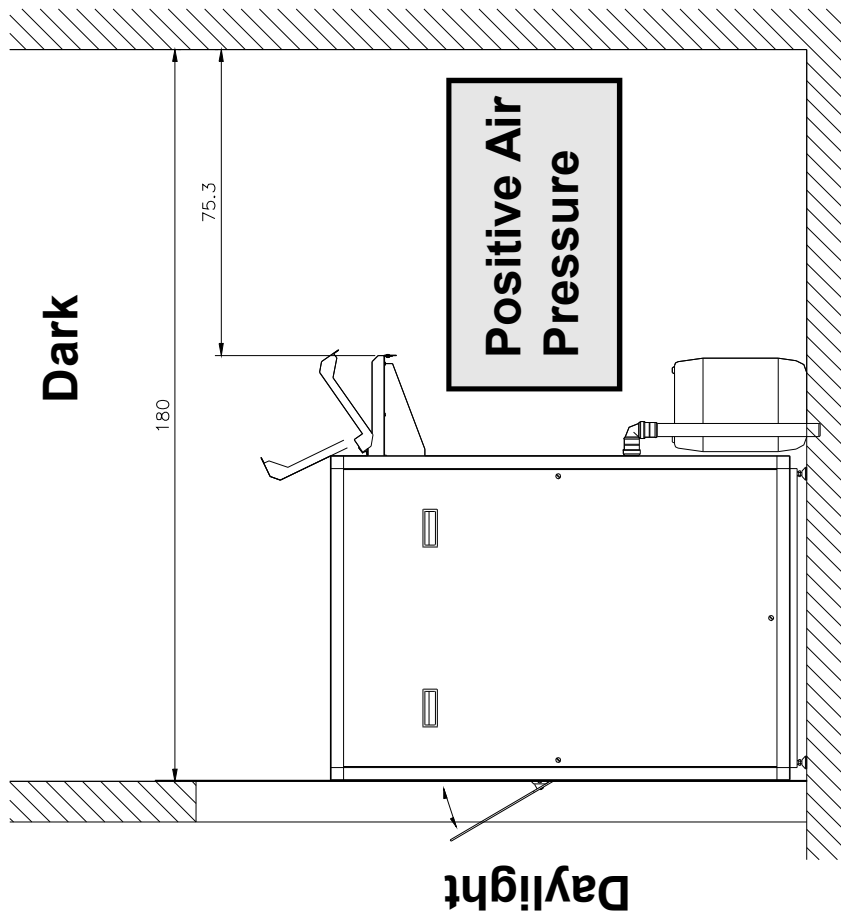
The processor exhaust port located at the front end side of the processor and has to be connected to an external exhaust port.

Suitable plumbing material is to be obtained locally and NOT part of the processor delivery.

recommended Installation: "Free-standing"



recommended Installation: "Processor Darkroom - Exit to light"



recommended Installation:

"Infeed in Darkroom - processor in daylight"

