

# data sheet

# MEDIPHOT

# MEDIPHOT 902

# X-Ray-Filmprocessor



**Colenta**<sup>®</sup>

**COLENTA Medical X-Ray Film Processor:  
TYPE MP902**

For all standard X-Ray Films - incl Mammography.



08/2017 AN

# Colenta<sup>®</sup> MEDIPHOT 902 X-Ray-Filmprocessor

---

---

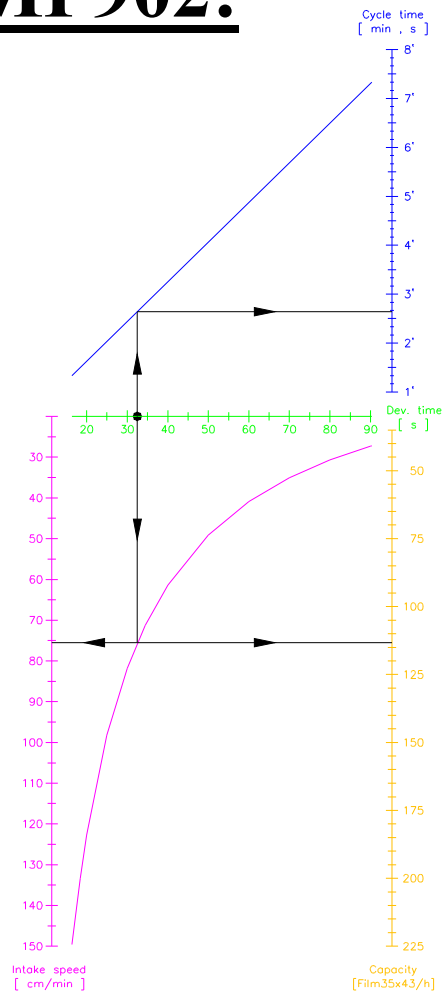
## Technical Specifications

|                                   |  |
|-----------------------------------|--|
| Processing applications:          | cut sheets of all common used medical X-Ray films<br>incl. Mammography   |
| film thickness:                   | min. 0,10 mm   |
| film width:                       | min. 10 cm (4") - max. 43 cm (17")   |
| film length:                      | min. 10 cm (4")  |
| time in Developer:                | *preprogrammable from min 14 seconds to max 35 seconds   |
| processing capacity:              | *125cm/min @ 17 sec Dev Time   |
| cycle Time (dry to dry):          | *standard at 90 seconds  |
|                                   | *see table on next page  |
| <b>Tank capacity</b> - Developer: | <b>MP 902</b><br>7,5 L   |
| Fixer:                            | 7,5 L  |
| Wash water:                       | 7,5 L  |
| Solution heating(Fix and DEV):    | variable / preprogrammable within 18°C - 43°C<br>(550W Inline Heater)  |
| Dryer:                            | warm air - on InfraRed in use!   |
| Replenishment:                    | fully automatic for Dev & Fix .<br>replenishment is microprocessor controlled and<br>calculated from information received from sensors<br>measuring the width and length of material entering the<br>processor. Replenishment cycles are variable. |
| power supply:                     | 1 / N / PE~ 230V (+6% / -10%), 50Hz, 13A, 3.6KW<br>(alternatives are available on request)   |
| water supply:                     | 2-way water solenois valve, with 3/4" hose connection by using a<br>DVGW-approved system-separating device or pipe-separating<br>device.   |
| Wash water flow rate:             | 2,0 ltr/min when film is in process  |
| Wash water supply pressure:       | 2 - 6 bar  |
| Wash water supply:                | filtered at a temperature of 8°C - 15°C  |
| <u>Weight:</u>                    | <b>MP 902</b>  |
| Empty                             | 132 kg   |
| With solution                     | 153 kg   |

***Technical specification subject to change without notice.***

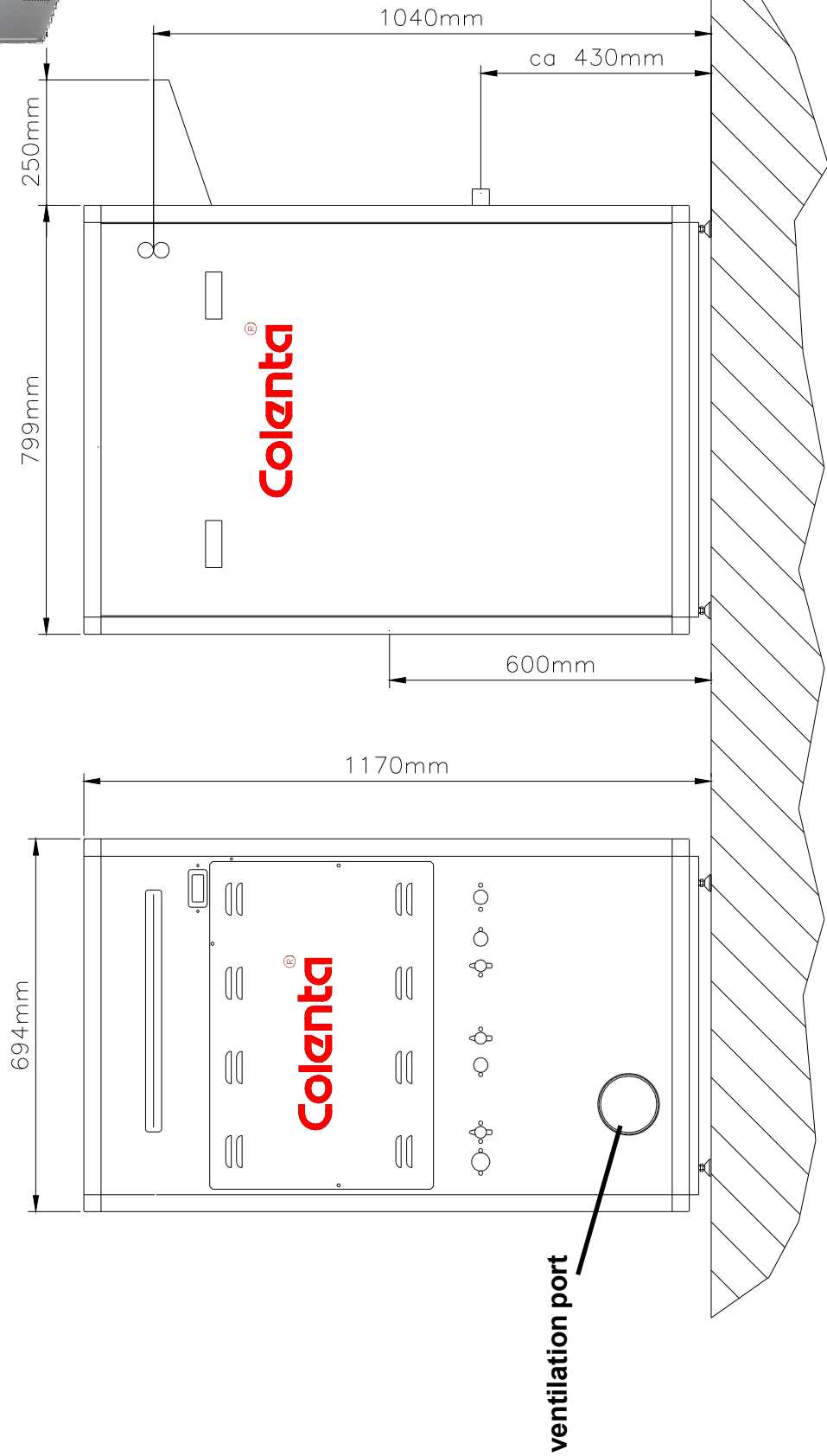
# production-graph MP902:

(ratio: Dev-time/Cycle-time/processing capacity)



| Dev. time<br>[ s ] | Intake speed<br>[ cm/min ] | Cycle time<br>[ min , s ] |
|--------------------|----------------------------|---------------------------|
| 16.4               | 149.6                      | 1' 20"                    |
| 18.4               | 133.4                      | 1' 30"                    |
| 20                 | 122.7                      | 1' 38"                    |
| 25                 | 98.2                       | 2' 02"                    |
| 30                 | 81.8                       | 2' 26"                    |
| 40                 | 61.4                       | 3' 15"                    |
| 50                 | 49.1                       | 4' 04"                    |
| 60                 | 40.9                       | 4' 53"                    |
| 70                 | 35.1                       | 5' 41"                    |
| 80                 | 30.7                       | 6' 30"                    |
| 90                 | 27.3                       | 7' 19"                    |
| 90.3               | 27.2                       | 7' 20"                    |

# dimensions: MP902:

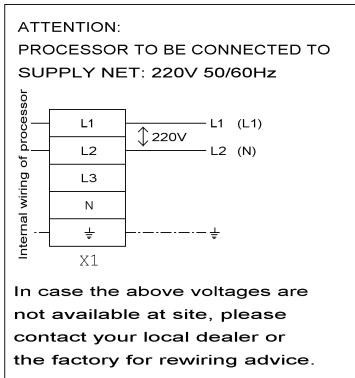


# power supply: MP902

230 VAC single phase, 50/60 Hz  
total power consumption 3,6 kW

main switch

A suitable power cord is provided with the processor.



# export packing: MP902

packing dimensions:

1 wooden box on palette

packing volume:

125cm x 90cm x 140cm (L x W x H)

weight with packing:

1,575 m<sup>3</sup>

170 kg

